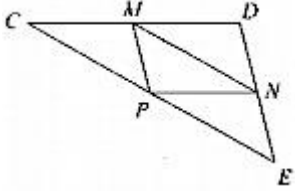
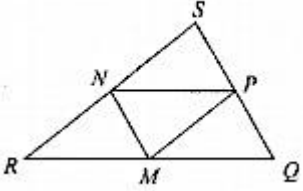
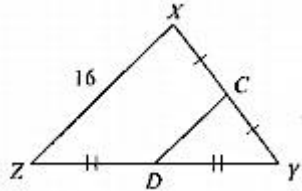
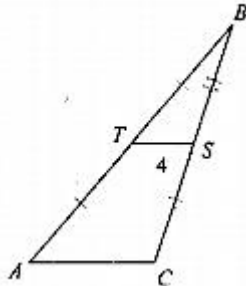
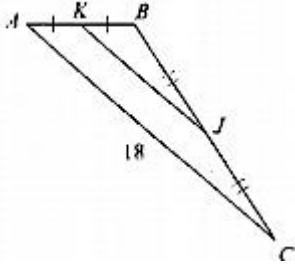
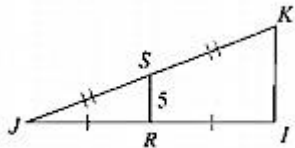
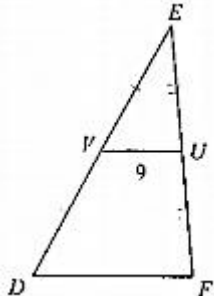
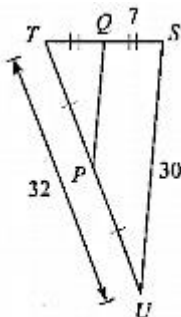


Homework 2.8 - Similarity Part 2 Midsegment of Triangle-Triangle Proportionality

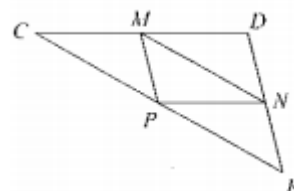
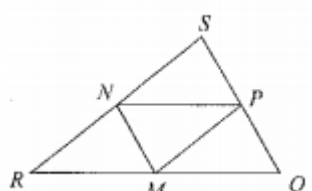
In each triangle, M , N , and P are the midpoints of the sides. Name a segment parallel to the one given

<p>1.</p>  <p>$\overline{CD} \parallel$ _____</p>	<p>2.</p>  <p>_____ $\parallel \overline{QS}$</p>
---	---

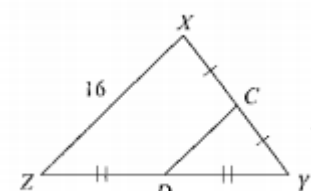
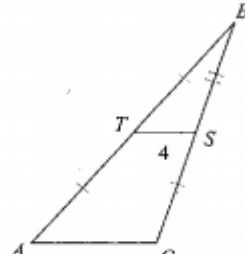
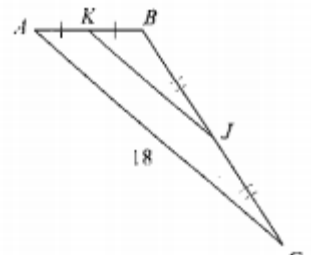
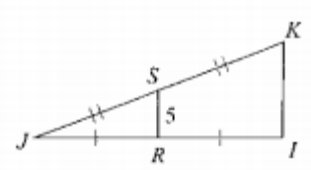
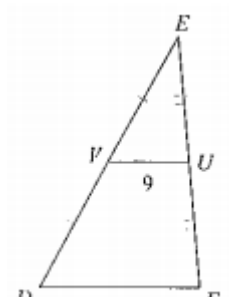
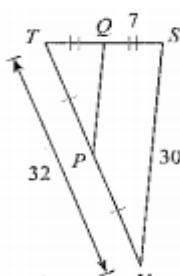
Find the missing length indicated

<p>3. Find CD</p> 	<p>4. Find AC</p> 
<p>5. Find KJ</p> 	<p>6. Find IK</p> 
<p>7. Find DF</p> 	<p>8. Find PQ</p> 

In each triangle, M, N, and P are the midpoints of the sides. Name a segment parallel to the one given

<p>1.</p>  <p>$\overline{CD} \parallel \overline{PN}$</p>	<p>2.</p>  <p>$\overline{MN} \parallel \overline{QS}$</p>
---	---

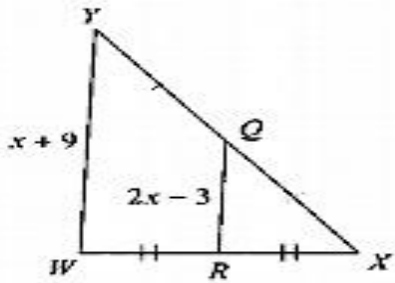
Find the missing length indicated

<p>3. Find CD</p>  <p>$CD = 8$</p>	<p>4. Find AC</p>  <p>$CD = 8$</p>
<p>5. Find KJ</p>  <p>$KJ = 9$</p>	<p>6. Find IK</p>  <p>$IK = 10$</p>
<p>7. Find DF</p>  <p>$DF = 18$</p>	<p>8. Find PQ</p>  <p>$PQ = 15$</p>

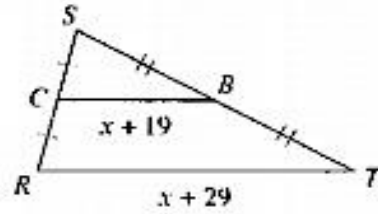
Homework 2.8 - Similarity Part 2 Midsegment of Triangle-Triangle Proportionality (Page 2)

Solve for x

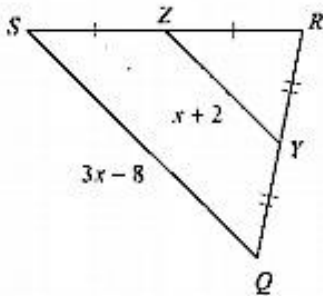
9.



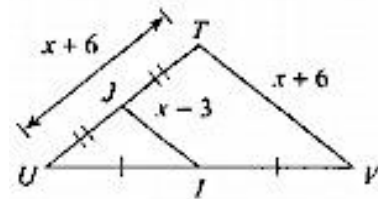
10.



11.

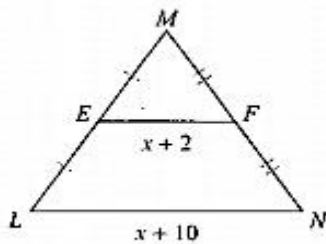


12.

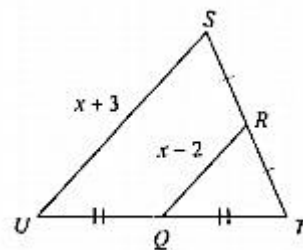


Find the missing length indicated.

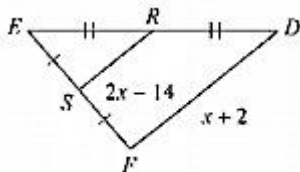
13. Find LN



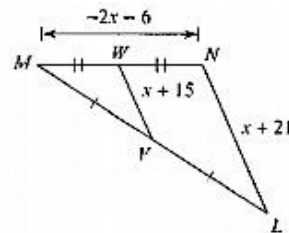
14. Find RQ



15. Find SR

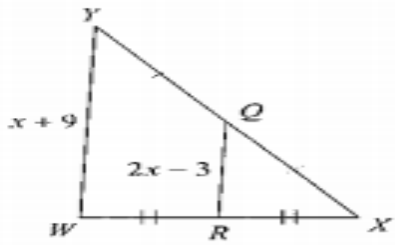


16. Find VW



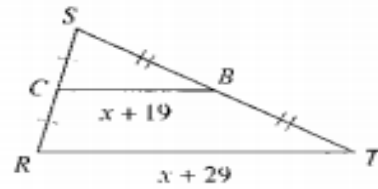
Solve for x

9.



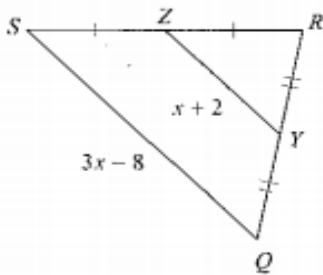
$x = 5$

10.



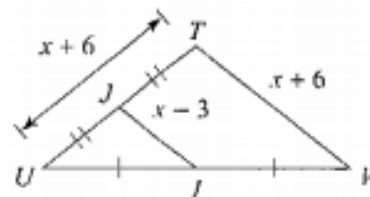
$x = -9$

11.



$x = 12$

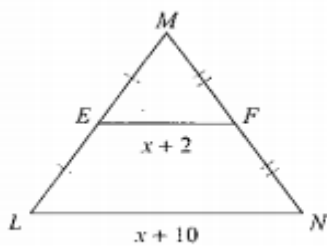
12.



$x = 12$

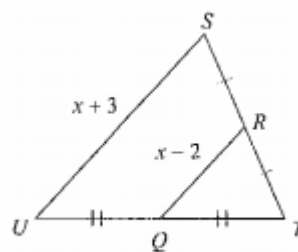
Find the missing length indicated.

13. Find LN



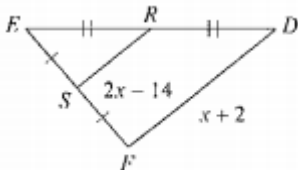
$LN = 16$

14. Find RQ



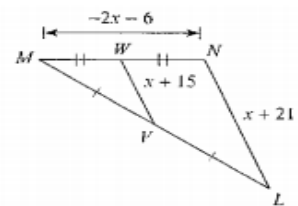
$RQ = 5$

15. Find SR



$SR = 6$

16. Find VW

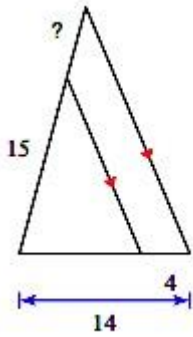


$VW = 6$

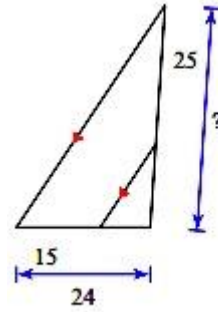
Homework 2.8 - Similarity Part 2 Midsegment of Triangle - Triangle Proportionality (Page 3)

Find the missing length indicated

17.

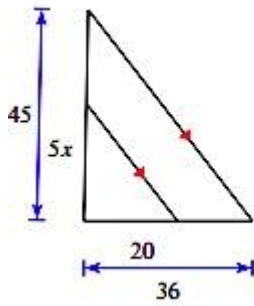


18.

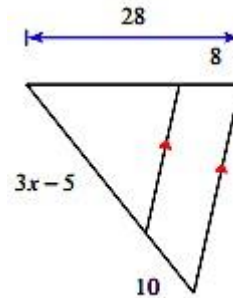


Solve for x

19.

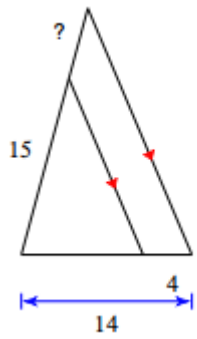


20.



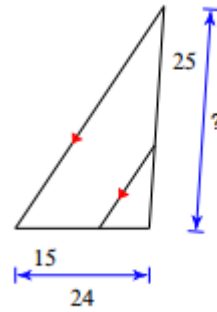
Find the missing length indicated

9.



$? = 6$

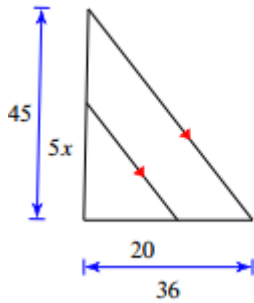
10.



$? = 40$

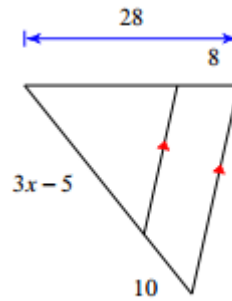
Solve for x

11.



$x = 5$

12.



$x = 10$